

GRP50 +BS Sleeved Round Belt powered handling – BS SLEEVE

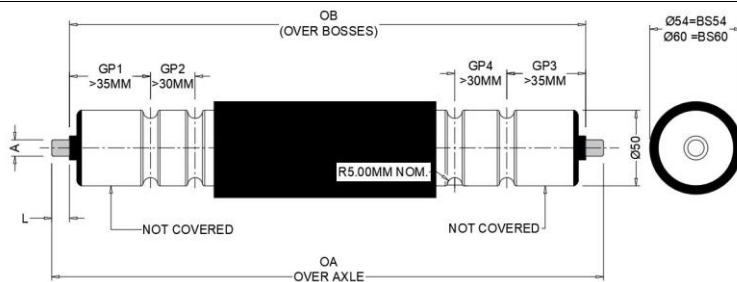


BS54 & BS60 general purpose steel rollers with pvc 3mm or 5mm thick rubber like sleeve for manual & gravity applications

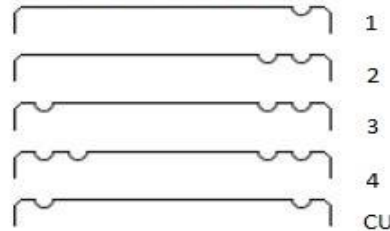
Found in >	MATERIAL	Sleeve Options	Great for
Battery Handling	Steel Base Roller + pvc sleeve	-BS54 (55mm FOD)	Protecting goods
Despatch Areas			Non-Marking
Airports	50-60 shore A	-BS60 (60mm FOD)	Stone/granite tops
Packing Lines			Cheaper than rubber

Roller Type	Finished Diameter	Axle A (default)	Other axles A sizes available	Minimum Length Maximum Length	Load Capacity†
GRP50-BS54	Ø55mm	11Hex	Ø8, 10, 12 & 8Hex	>200MM <1200MM	30kgF UDL
GRP50-BS60	Ø60mm	11Hex	Ø8, 10, 12 & 8Hex	>200MM <1200MM	30kgF UDL
BELOW (PREFIXED SS) ARE SUPPLIED WITH STAINLESS STEEL BASE ROLLER					
SSGRP50-BS54	Ø55mm	11Hex	Ø8, 10, 12 & 8Hex	>200MM <1200MM	30kgF UDL
SSGRP50-BS60	Ø60mm	11Hex	Ø8, 10, 12 & 8Hex	>200MM <1200MM	30kgF UDL

IMPORTANT: † Load Capacity calculated on based roller (not Sleeve capacity) and on roller lengths <850MM. For lengths greater than 850mm please ask on enquiry.

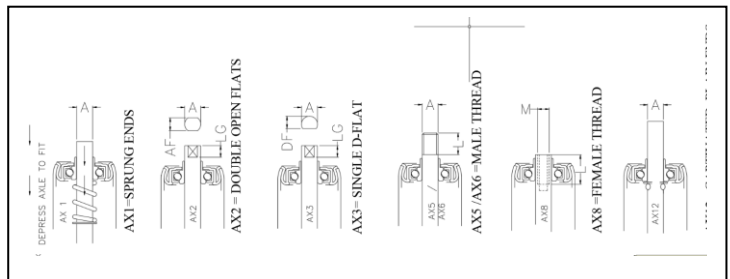


Choose Groover Pattern



SLEEVE BS54 / BS60 =	Roller base Material	BZP steel or Stainless steel
Over Bosses OB =	Over Axle OA =	
Groove Positions	GP1= GP2= GP3= GP4=	or CU= (if GP1= 62 & GP3=62)
Axle size (ie 11H) Ø8, Ø10 Ø12 Ø14 or hexagon 8H 11H		
Axle Type & Execution: AX1= S/LOADED † AX8 8 = M8 FEMALE THREAD / AX2 = DOUBLE OPEN FLATS AX2 followed by execution, followed by action then length ie. 10AF (across flats) x10 long CODE=AX2 10 10		
Quantity Required	Note: Do not use roller length (RL) as a reference dimension. Using RL between differing products may result in your roller not fitting correctly	

Company Name and address:-



Please sign & return Order