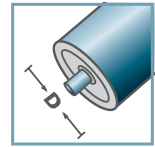
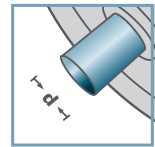


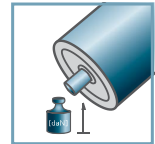
KTR-20.00
KTR-20.01



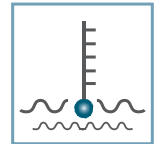
D [mm]
20



d [mm]
6; 8



C [daN]
5



T [°C]
0° - 80°



Carton [pcs.]


500/1000

KTR-20.00/.01

| Type | Normal .00 | Stainless .01 | Di +0,15 | Da | Load Rating C [daN] |
|------------|---------------|------------------|----------|------|------------------------|
| KTR-20x1,0 | x | x | 18,1 | 19,9 | 5 |
| KTR-20x1,5 | x | x | 17,1 | 19,9 | 5 |

Other dimensions on request!

- ☛ Housing: Plastic
- ☛ Inner Race: Plastic
- ☛ Ball Cage: Plastic
- ☛ Ball
 - ☛ 00: Steel
 - ☛ 01: 1.4034



KTR