

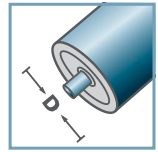
MTR-30-2			
Type	Di ±0.1	Da ±0.2	Load Rating C [daN]
MTR-50x1,5.30-2	47,3	49,5	120
MTR-50x2,0.30-2	46,3	49,5	120
MTR-60x1,5.30-2	57,3	59,5	120
MTR-60x2,0.30-2	56,3	59,5	120
MTR-80x2,0.30-2	76,4	79,5	120

Other dimensions on request!

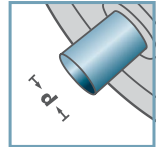
- 🔩 Housing: Steel, Zinc plated
- 🔩 Bearing RL-30-2
 - 🔩 Bearing Shell: Steel, Hardened
 - 🔩 Inner Race: Steel, Hardened
 - 🔩 Ball: Steel



MTR-30-2



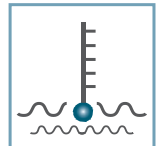
D [mm]
50 - 80



d [mm]
10; 12; 14; 15;
SW11



C [daN]
120



T [°C]
0° - 100°



EP 0



Carton [pcs.]

ø50: 300
ø60: 200
ø80: 100

MTR